

PERFORM: Perceptual Relationship between Factors of OCEAN and Realistic Movement

FUNDA DURUPINAR

University of Pennsylvania
and MUBBASIR KAPADIA

Rutgers University
and SUSAN DEUTSCH

Drexel University
and MICHAEL NEFF
University of California Davis
and

NORMAN I. BADLER
University of Pennsylvania

A major goal of research on virtual humans is the animation of expressive characters that display distinct psychological attributes. Without an underlying storyline that introduces these virtual performers to the audience, we rely on visual or auditory cues to help portray individual personalities or to differentiate one character from another. Putting the audio aspect aside, such a distinction is conveyed through facial expressions and body movements. The purpose and contribution of this study is to describe a formal, broadly applicable, procedural, and empirically grounded association between personality and body motion and apply this association to modify a given virtual human body animation that can be represented by these formal concepts. Because the body movement of virtual characters may involve different choices of parameter sets depending on the context, situation or application, formulating a link from personality to body motion requires an intermediate step to assist generalization. For this intermediate step, we refer to Laban Movement Analysis, which is a movement analysis technique for systematically describing and evaluating human motion. We have developed an expressive human motion generation system with the help of movement experts and conducted a user study to explore how the psychologically validated OCEAN personality factors were perceived in motions with various Laban parameters. We have then applied our findings to procedurally animate expressive characters with personality, and validated the generalizability of our approach across different models and animations via another perception study.

CCS Concepts: •Computing methodologies → Animation;

Additional Key Words and Phrases: Laban movement analysis, OCEAN personality, character motion, perceptual study

ACM Reference Format:

F. Durupinar, M. Kapadia, S. Deutsch, M. Neff and Norman I. Badler. 2015. PERFORM: Perceptual Relationship between Factors of OCEAN and Re-

alistic Movement. *ACM Trans. Graph.* 15 pages.
DOI: 0

1. INTRODUCTION

Human body motion conveys psychological content through subtle variations in the manner and extent of a given functional motion or gesture. Such variations therefore may express widely differing mental states of the character. Animators exploit this relationship to give visual insight into the characters's unseen personality. Research shows that the human body can be as communicative as the face; body cues are the first to be perceived, especially at a distance when people are approaching to initiate social interaction [Vinayagamoorthy et al. 2006]. Movement style is a broad concept that indicates the manner in which an action is performed. Actions with the same intent but different styles can often contribute to our understanding of their performers' psychological states such as their personalities or emotions. In this work, we aim to apply this knowledge to create variation in the motion styles of virtual humans in response to user-assigned personality traits. Automated motion variation through a high-level authoring tool based on personality can be especially useful in scenarios with multiple agents. The animator may be spared the potentially painstaking process of authoring the behavior of each background character separately, and individual motion clips can be customized based on personality, allowing their reuse. Likewise, such a high level parametric interface can be driven by event-driven or narrative requirements.

A prerequisite to personality-driven motion synthesis is to gain an understanding of what aspects of the dynamics of human motion contribute to what factors of personality. There has been extensive research in the psychology literature that shows the influence of body movement on the attribution of personality [North 1972; Ekman et al. 1980; Knapp and Hall 1978]. However, because of the complexity of human physiological and biomechanical processes, the bodily manifestation of personality, although perceivable, is not easy to formulate. The main purpose of our study is to formally define the mapping between the characteristic parameters of human movement and different personality traits in an effort to synthesize motions with personality. In the computer graphics literature alone,

Permission to make digital or hard copies of all or part of this work for personal or classroom use is granted without fee provided that copies are not made or distributed for profit or commercial advantage and that copies bear this notice and the full citation on the first page. Copyrights for components of this work owned by others than ACM must be honored. Abstracting with credit is permitted. To copy otherwise, or republish, to post on servers or to redistribute to lists, requires prior specific permission and/or a fee. Request permissions from permissions@acm.org.

© 0 ACM. \$15.00

DOI: 0

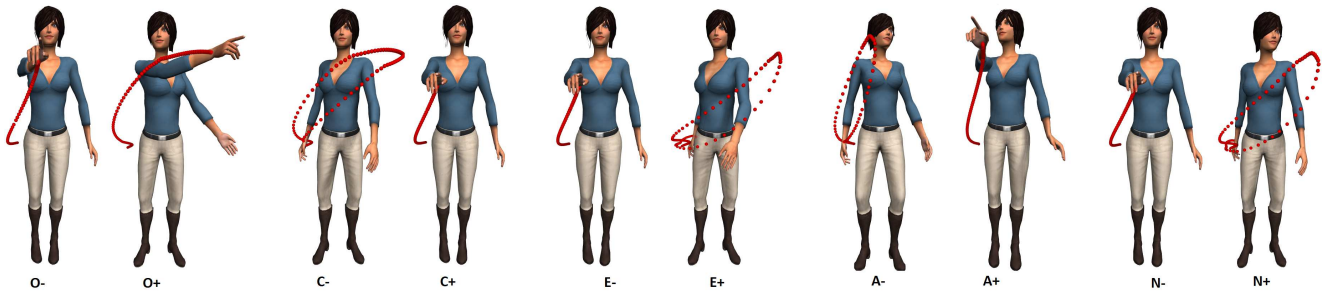


Fig. 1. Variations in pointing motion for different traits of the OCEAN Personality Model: (O)penness, (C)onscientiousness, (E)xtroversion, (A)greeableness, (N)euroticism. Red lines illustrate the motion path of the character's hand. Screenshots are captured at the same time during the animation.

a great deal of motion parameters have been defined [Bouchard and Badler 2007; Chi et al. 2000; Coulson 2004; Neff and Fiume 2005; Neff et al. 2010; Neff et al. 2011; Hartmann et al. 2006; Kobayashi and Ohya 2006; Mancini and Castellano 2007]. Countless combinations of these parameters are possible and different parameter sets may yield similar visual results depending on the implementation. Therefore some meaningful simplification or formalization is necessary in order to analyze their perceptual effect. To serve this purpose, we employ Laban Movement Analysis (LMA), which is a technique for systematically evaluating human motion. LMA acts as an intermediary language, an “Interlingua”, to translate between low-level motion parameters and personality. A formal description of LMA parameters would facilitate the effective classification and formulation of qualitative human movement characteristics. Thus, it provides a convenient means to define a mapping between expressive movement qualities and personality. The point of using LMA as an intermediary instead of defining a direct mapping between motion parameters and personality is to avoid arbitrary parameter selection decisions. Such a mapping substantially reduces the input dimension (from 39 motion parameters to 4 Efforts in our case); thus researchers can easily adopt Effort-personality mappings using different motion synthesis techniques.

In this study, we have worked with two LMA experts¹ to establish the link between low-level motion parameters and LMA factors. For the second step, establishing the LMA-to-personality mapping, we performed empirical analysis and conducted perceptual user studies.

In the following section, we provide background information highlighting the terms and models used. Next, we review related work. Then, we present our contribution which consists of five parts: collaboration with movement experts to select the appropriate parameter values that represent LMA elements, implementation of kinematic motion parameters, a user study to map LMA elements to personality traits, deriving the motion parameters to generalize the representation of personality across various motions and virtual characters and validating this generalization.

¹We have collaborated with one Certified Movement Therapist (CMA) trained at the Laban Institute of Movement Studies in New York City and one Certified Laban/Bartenieff Movement Analyst (CLMA) trained at Integrated Movement Studies, giving us two independent LMA perspectives.

2. BACKGROUND

2.1 Laban Movement Analysis (LMA)

Laban Movement Analysis (LMA) is a technique created by Rudolf Laban to formally classify qualitative human movement characteristics which signify personal and cultural differences. LMA's Effort and Shape components specify a comprehensive parameter set for describing the dynamics² and the form of human movement. Effort characterizes the dynamic aspects of motion, describing one's inner attitude towards four bipolar factors: Space, Weight, Time and Flow. Each factor changes within the range of two extremes of *indulging* and *condensing*. Space (Indirect vs. Direct) describes attention to the environment; Weight (Light vs. Strong) is the sense of impact of one's movement; Time (Sustained vs. Sudden) is the attitude toward time with a sense or lack of urgency; and Flow (Free vs. Bound) encapsulates continuity, bodily tension and control.

Variation in Effort communicates the person's affective state and provides us with cues about personality. Formulating a direct mathematical link between Effort and personality is challenging because human beings usually exhibit more than one Effort factor in their movements. Using a single Effort factor is highly uncommon and appears only in extreme cases. Similarly, displaying all four Effort elements at the same time is uncommon. In our daily lives, we tend to use Effort in combinations of 2 (States) or 3 (Drives). States are more ordinary and common in everyday usage whereas Drives are reserved for extraordinary moments in life. We have more intense feelings in these distinctive moments; hence, they convey more information about our personality [Adrian 2002]. Therefore, we refer to Drives in order to derive the Effort-personality mapping.

The Shape component describes the body form related to movement. One aspect of Shape, Shape Quality, portrays the manner the body changes form in space and involves the three dimensions as: Enclosing/Spreading (horizontal), Sinking/Rising (vertical), Retreating/Advancing (sagittal). Some Effort factors have affinities with Shape Qualities. For instance, Strength has an affinity with Sinking, Lightness with Rising, Indirect with Spreading, Direct with Enclosing, Sustained with Advancing and Sudden with Retreating. Therefore, we exploit the Shape Qualities in order to strengthen the impact of Effort perception. Further information on LMA is provided in Appendix.

²We use “dynamics” to mean general movement characteristics rather than a more restrictive “physics-based” sense.

2.2 OCEAN Personality Model

Personality characterizes individual differences in patterns of thoughts, feelings and behaviors that are consistently exhibited over time. There are several personality theories such as type or trait-based, psychodynamic or behavioral theories. In our system, we represent personality by the OCEAN personality model [Goldberg 1990]. The OCEAN model, which is also known as the Five Factor Model (FFM), is the most commonly accepted personality theory with a substantial body of supporting research. It describes personality as a five dimensional space, which consists of openness, conscientiousness, extroversion, agreeableness and neuroticism. Each dimension is a continuum between two poles such as introversion and extroversion.

Openness is characterized by curiosity, imagination and a broad range of interests. Conscientiousness determines a person's self-discipline, impulse control, organizational skills and dependability. Extroversion is the sociability aspect. Agreeableness denotes how friendly, easy-going and kind a person is. Finally, neuroticism is the tendency to experience emotional instability. Orthogonality of each axis makes the OCEAN model a suitable candidate to represent the personalities of intelligent virtual characters, by minimizing redundancy and preventing the overlap of dimensions. Thus, the complexity of defining and validating the mathematical links between OCEAN dimensions and animation parameters is considerably alleviated.

3. RELATED WORK

Data-Driven Approaches

There is a wide array of work dedicated to data-driven motion synthesis. Existing approaches for synthesis of emotional movements parameterize animations for different emotion styles [Unuma et al. 1995; Egges et al. 2003] and explore techniques to model style components in motion [Brand and Hertzmann 2000; Shapiro et al. 2006]. Other data-driven approaches include gesture synthesis methods [Kipp et al. 2007; Levine et al. 2010], style transfer techniques [Hsu et al. 2005; Liu et al. 2005] and adding emotional styles directly to joint curves using signal processing [Amaya et al. 1996]. The main drawback of data-driven approaches is the difficulty of obtaining data that captures the vast array of personality, emotions, and styles of characters and providing adequate coverage of this very large space.

Personality and Motion

Neff *et al.* [2010] evaluate how varying gesture rates and certain motion parameters affect the perception of extroversion. Neff *et al.* [2011] later determine the correlation between gestures and perceived emotional stability. They state that non-signaling hand gestures significantly increase the perception of neuroticism and report a positive correlation between gesture rate and performance with perceived extroversion.

Chittaro and Serra [Chittaro and Serra 2004] use the FFM to model two aspects of motion with respect to personality: neuroticism influences speed of animations, while extroversion influences the interpersonal distance between characters.

Durupinar *et al.* [2011] examine the link between all the five factors of the OCEAN personality model and motion. Most of the parameters in that work involve agents' steering behaviors with respect to each other in a crowd. Only one parameter, gesturing amount, can be separated as it refers to individual motion styles rather than steering preferences. However, the gesturing parameter solely determines the number of clips animated on the virtual character. A similar work by Guy *et al.* [Guy et al. 2011] introduces a

system that derives a mapping between simulation parameters related to steering and personality traits of individuals within a crowd.

Emotional Styles

As well as personality, emotion can be conveyed through motion. Crane and Gross [2007] study the effect of different emotions on recorded motion and show that emotions affect postures, body and limb movements, and they can be perceived accurately by observers. Normoyle *et al.* [2013] show how changes in posture and dynamics affect the intensity and type of perceived emotion. Levy and Duke [2003] systematically examine the relationship between personality/emotion and Laban movement with human subjects. They report a relationship between emotion levels, personality characteristics and specific movement variables. For example, females are found to be less likely to change Effort if they are depressed and/or anxious. McDonnell et al [2008] investigate the role of body shape on the perception of emotion and state that emotion identification is largely robust to change in body shape. Also, a rich vocabulary of movement qualities indicates a more stable and social personality. This is consistent with the findings of [North 1972; Bartenieff and Lewis. 1980] who report that less Effort leads to less expressivity and more psychological distress.

Laban Movement Analysis in Computer Graphics

Laban Movement Analysis has been adopted in several character animation studies related to movement styles. The EMOTE system (Expressive MOTionEngine), introduced by Chi et al. [Chi et al. 2000], facilitates the representation of several motion parameters that characterize expressive human movement, enabling the modification of an existing motion in terms of its style. EMOTE applies Laban Effort and Shape components to animation key frames to generate natural synthetic gestures using empirical mappings between Effort components and kinematic motion attributes such as the parameters that affect limb trajectories, timing and movements of torso and arm joints. Taking the EMOTE system a step further, Zhao *et al.* [2000] demonstrate how the LMA parameterization can be used to drive animations through natural language instructions. Our system is based on the EMOTE model. However, EMOTE mappings were not based on empirical studies and no associations with personality were attempted. Although a link between personality and Effort is hypothesized later [Allbeck and Badler 2002], these hypotheses have not been evaluated. We have improved the implementation, the parameter space and the empirical evaluation of the EMOTE model in our study. Besides, unlike the original EMOTE system, our implementation can be used with any humanoid skeletal structure.

Samadani *et al.* [2013] derive physical measures of Effort and Shape components that facilitate computational analysis of expressive motion for hand and arm movements. LMA components also have applications in motion retrieval and synthesis [Chao et al. 2006; Kapadia et al. 2013].

In general, capturing slight style differences using motion capture data is a challenging problem. Torresani *et al.* [2007] introduce a method based on sample-based concatenation methods and parametric motion style learning algorithms in order to overcome this problem. They use LMA Effort factors to describe motion styles and automatically learn the mapping between LMA factors and animation parameters. Bouchard and Badler [Bouchard and Badler 2007] apply an LMA Effort classifier to automatically segment motion-capture data by analyzing movement styles.

4. EXPERT STUDY FOR LMA-DRIVEN MOTION SYNTHESIS

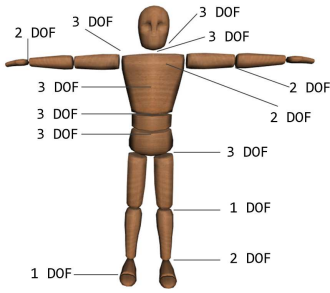


Fig. 2. The degrees of freedom for the wooden model.

Our animation framework employs the techniques introduced in the EMOTE model [Chi et al. 2000] to represent Effort and Shape qualities by customizing the timing, form and expression of movement characteristics. However, instead of adopting the LMA parameter settings in EMOTE, we use a new parameterization because the original was too rigidly bound to specific joint transformations. Since motion analysis requires formal training, we resorted to human expertise¹. We have implemented a user interface for the movement experts to select motion parameters for LMA qualities (Figure 7 (a)).

The EMOTE model considers Effort qualities in isolation and does not provide a method to combine different Efforts. As mentioned in Section 2.1, Effort qualities are exhibited in combinations in real life. In order to build up our motion-parameter mapping framework, we chose to represent combinations of three Efforts, *Drives*, because of their intensity and distinctive nature. There are 32 Drive constellations, which are combinations of 3 Effort elements ($\binom{4}{3} * 2^3$).

The derivation of Drives is computationally challenging because the parameter combinations of several Effort factors are not linearly additive; the impact of an Effort factor on a certain motion parameter depends on the other Efforts that it is combined with. After many brainstorming sessions with our movement experts, we have come up with a total of 39 motion parameters that could adequately quantize each Drive constellation. The motion parameters and their implementation are detailed in Section 5 and Table IV. We went through several iterations of motion-parameter tuning sessions with both of our experts. We cooperated with the CMAs in parameter selection and system improvement until mutual satisfaction was achieved. In addition, we consulted 10 dance students (9F/1M, aged 18-20), who had experience on Laban motion. They collaborated with our CMA and helped fine tune the motion parameters. Since LMA qualities are precise concepts, despite our experts have different backgrounds, the final results are objective in terms of the manifestation of these qualities.

For the Drive-quantization work, we utilized a wooden mannequin figure, which was intentionally preferred over a realistic-looking human model in order to avoid character-based preconceptions. Both the experts' and the dance students' preferences were to use a gender-neutral, expressionless (except motion) mannequin without any context information so that the focus would be only on motion, providing more accurate results. The wooden mannequin is an articulated figure with 21 joints (Figure 2).

To conduct our study, we first recorded a set of representative human actions that were obtained via motion capture using a 12-camera optical Vicon system and post-processed in Vicon Nexus and Autodesk MotionBuilder. We worked with a single actor, but

the animations were then edited in Autodesk Maya with the help of the CMA in order to eliminate conspicuous gestures that emphasized a particular Effort quality such as involuntary shoulder twitches. The motion clips display the actor performing a variety of atomic actions such as pointing to a spot, knocking, throwing, waving, picking up/pushing an object, etc. Such atomic actions can be represented without any context information, they have everyday usage and they display variety in terms of physical strength as some of them require exerting force while others are purely stylistic. The motion capture clips were then converted to animation files and retargeted to the wooden model. The CMAs then selected motion parameters for each of the 32 Drives and 8 Shape forms as static postures. In order to promote differentiation, we focused on the extremes of the Drives, i.e. the Effort qualities comprising each Drive are not intermediate values, but the boundaries.

5. ANIMATING MOTION PARAMETERS

Our system operates primarily by adjusting an existing motion by changing key time and pose information. It also introduces some additional parameters that enhance the expressiveness of motion. The animation pipeline is depicted in Figure 3. The essential characteristics of our system are:

- (1) Incorporating the motion of the whole body, not just arm movement and torso shape.
- (2) Key frame manipulation including anticipation and overshoot effects.
- (3) Shape timing parameters that define the transition between Shape Qualities.
- (4) Introducing torso rotation and head look-at control for defining the character's attention.
- (5) Implementing Drives, rather than single Effort elements, through collaboration with experts and input from user experiments.

5.1 Timing

Motion capture clips were converted to animation files and imported into Unity 3D, which extracts keyframes automatically. The system first samples the animation at keyframes to determine the keypoints at which the positions and rotations of all the joints in the body are set. Keypoints of end-effectors (wrists or feet in our case), are classified into *Goal* keys and *Via* keys as described in [Chi et al. 2000]. Both *Goal* and *Via* points determine the path of the motion. During an animation sequence, the end-effector stops at *Goal* points and passes through *Via* points without pausing. *Goal* frames include the first and the last frames of the animation in addition to the keyframes where the end-effector velocities are close to zero. *Via* frames include the rest of the keyframes. The timing of these keypoints is updated according to motion parameters which are determined by Effort qualities. At each timestep t_i , we find the normalized time $\tilde{t}_i \in [0, 1]$ between previous and next *Goal* frames as:

$$\tilde{t}_i = \frac{t_i - t_i^p}{t_i^n - t_i^p} \quad (1)$$

where t_i^p, t_i^n are the times of previous and next *Goal* frames with respect to t_i . We then apply a timing function Q , to achieve a new normalized time \tilde{t}_i^* , and an updated time t_i^* for the current frame. Figure 4 shows the graph of $dQ/d\tilde{t}$, the integral of which gives us

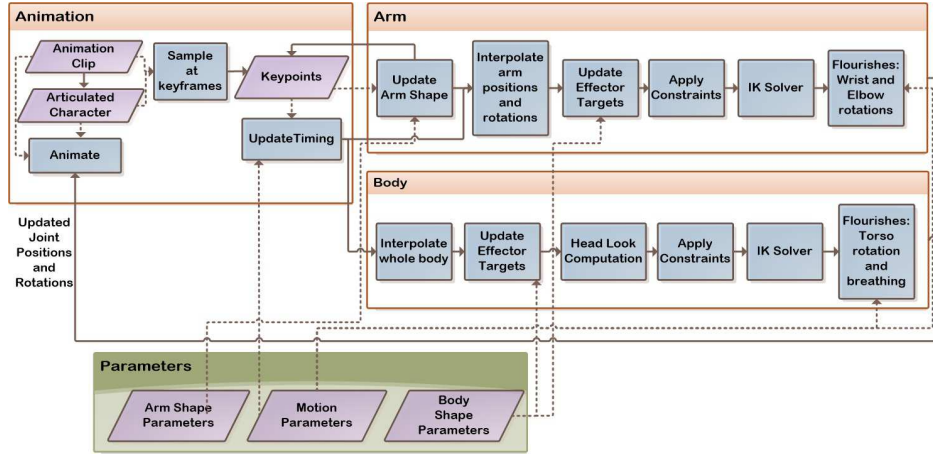


Fig. 3. Animation pipeline.

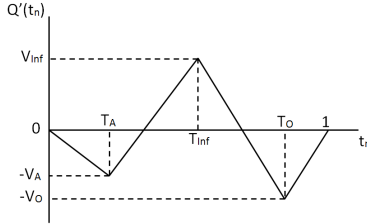


Fig. 4. Velocity of timing.

the new normalized time, \tilde{t}_i^* :

$$\tilde{t}_i^* = Q(\tilde{t}_i) = \int_0^{\tilde{t}_i} Q' d\tilde{t} \quad (2)$$

The variables V_A , V_O , T_A , T_{Inf} and T_O are determined by the Effort parameters, and they control acceleration/deceleration pattern of movement. After computing the new normalized time \tilde{t}_i^* we find the new time t_i^* using the animation length T as:

$$t_i^* = \frac{\tilde{t}_i^*(t_i^n - t_i^p) + t_i^p}{T} \quad (3)$$

We separate path control from timing control by applying a double interpolant method [Steketee and Badler 1985]. Figure 5 shows graphs of sample animation curves. We find the *Via* key number k at t_i^* (Figure 5 (a)). (In order to account for anticipation and overshoot effects, where $t_i^* < 0$ and $t_i^* > 1$, we insert an imaginary key beyond the start and end frames and find the *Via* key at $-t_i^*$ and $2 - t_i^*$ respectively.) Using the keys k and $k + 1$, and the local time between these keyframes according to t_i^* , we compute the positions and rotations of all the joints in the body by interpolation. Rotations are defined as quaternions and their intermediate values are computed by spherical linear interpolation. We then interpolate the target positions of the effectors between the keypoints k and $k + 1$ using Kochanek-Bartels splines [Kochanek and Bartels 1984] (Figure 5 (b) and (c)). The reason we prefer Kochanek-Bartels splines is that they include tension and continuity parameters that determine path curvature, enabling the control of motion fluidity.

5.2 Shape

We utilize a full body inverse kinematics system [RootMotion 2015] where the effectors include hands, feet, shoulders and hips. The positions of effectors achieved via interpolation are updated according to Shape Qualities. For instance, Sinking Shape can be achieved by lowering the hips during the animation. This requires changing the positions of hips and hands before feeding them into the inverse kinematics solver. Figure 6 shows which Shape Quality affects which effectors. The black lines are translational changes whereas red curves show rotational changes. Enclosing Shape is exemplified by moving the hands and feet closer to the body and rotating the feet inwards, whereas Spreading Shape is depicted as moving the hands and feet away from the body and rotating the feet outwards. Sinking is represented by lowering the hips and hands whereas Rising is represented as rising the hips and hands as well as rotating the feet around the x axis in order to give a tiptoeing effect. Retreating involves taking a step back by moving the hands, hips and feet while Advancing implies taking a step forward. Note that changing the positions and rotations of end effectors, i.e. hands and feet, affects the positions and rotations of the arm and leg chains.

Because Shape is more than just a static body form, we represent it as a transition between different postures that are specified for the beginning, end, and an inflection time during the animation. For each Drive, our LMA experts determined the coefficients of these postures' contribution for the first and last frames of the animation, as well as at the inflection time. Coefficients of each Shape dimension take values in the range $[-1, 1]$, where -1 means a sunken posture and 1 means a rising posture in the vertical dimension. For example, in the Wring Action Drive (Indirect, Strong, Sustained) the character was given Sinking Shape in order to emphasize Strength. The character sinks slowly from the beginning of the animation to the inflection time and then straightens from the inflection time to the end of the animation.

The coefficients δ_t^d of Shape for horizontal, vertical and sagittal dimensions d at time t are interpolated as:

$$\delta_t^d = \begin{cases} \frac{t-t_0}{t_i-t_0} (\delta_{t_i}^d - \delta_{t_0}^d) + \delta_{t_0}^d & \text{if } t \in [t_0, t_i] \\ \frac{t-t_i}{t_1-t_i} (\delta_{t_1}^d - \delta_{t_i}^d) + \delta_{t_i}^d & \text{if } t \in [t_i, t_1] \end{cases} \quad (4)$$

where $d \in \{hor, ver, sag\}$ and $\delta_{t_0}^d, \delta_{t_i}^d, \delta_{t_1}^d \in [-1, 1]$.

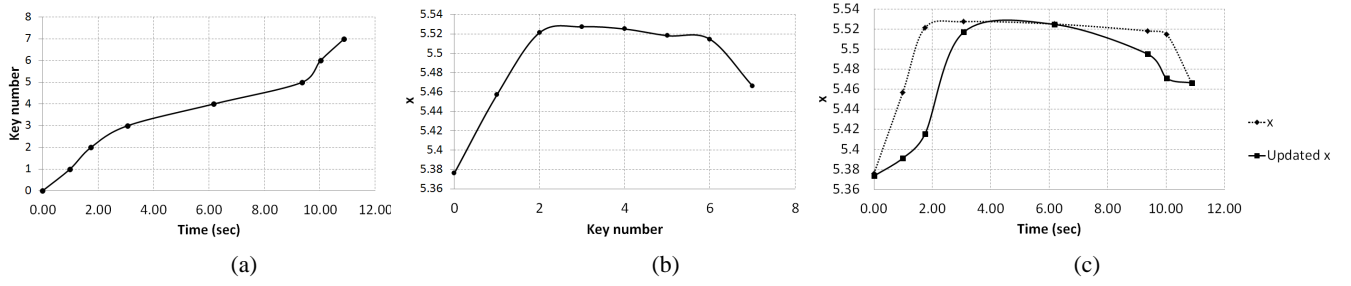


Fig. 5. (a) Key number to time function on which the timing changes are applied. (b) Key number to end-effector position x curve. Keys 0 and 7 are *Goal* keys and all the others are *Via* keys. (c) Time to updated end-effector position curve.

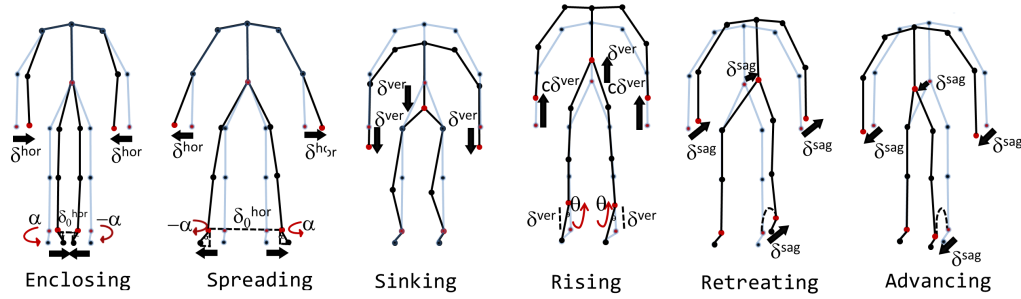


Fig. 6. Shape Qualities and their application on effectors of the inverse kinematics solver. Red dots are the effectors that are explicitly updated by the Shape changes. Black arrows and red curves show translational and rotational changes respectively.

Arm Shape parameters were also selected by the CMA via the GUI. These parameters modify the positions of the *Goal* keys; therefore they are updated before the timing changes.

5.3 Flourishes

As the last step in the implementation of the Effort parameters, we utilize flourishes, which are described as the miscellaneous parameters that contribute to the expressiveness of motions. The original EMOTE model describes flourishes as wrist and elbow rotations. In addition to these we have included head and torso rotation in order to express the character's attention, modeled as:

$$\theta_i^H = h_R \cdot \sin(h_F \pi \tilde{t}_i) \quad (5)$$

$$\theta_i^T = t_R \cdot \sin(t_F \pi \tilde{t}_i) \quad (6)$$

$$\langle \theta_i^H, \theta_i^T \rangle = \langle h_R \cdot \sin(h_F \pi \tilde{t}_i), t_R \cdot \sin(t_F \pi \tilde{t}_i) \rangle \quad (7)$$

where θ_i^H and θ_i^T are head and torso angles around the y axis at time \tilde{t}_i ; h_R and t_R are head and torso rotation coefficients, h_F and t_F are head and torso rotation frequencies. Torso rotation is updated after all the computations, whereas head rotation is fed into the inverse kinematics solver.

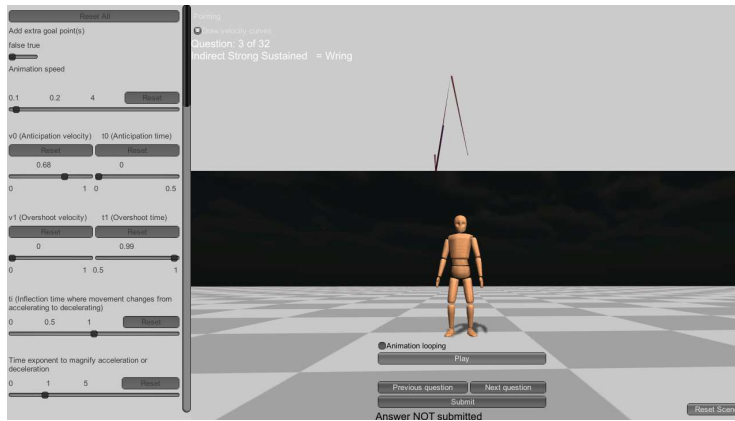
6. USER STUDY TO MAP LMA PARAMETERS AND OCEAN TRAITS

6.1 Experimental Design

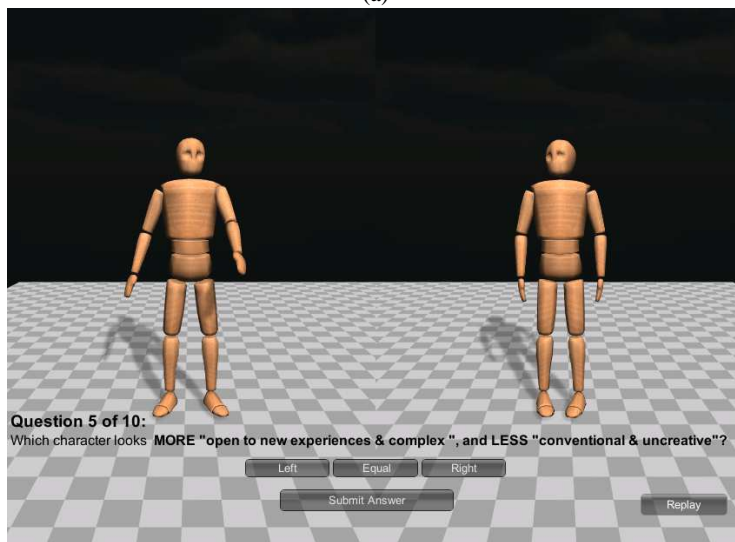
We have created an online setting where participants were asked to compare, in terms of personality traits, two side-by-side virtual models performing the same action with different Drives. We made

sure that the scenario did not yield any contextual information. For each comparison, we kept two Effort dimensions of a Drive fixed and compared the two poles of the remaining dimension. For example, the questions for testing Space in Action Drive kept Weight and Time identical and showed one character with Indirect and the other with Direct. Thus, there were 12 questions per Effort and a total of 48 Drive comparisons.


We tested one personality dimension for each pair of clips, using a validated survey instrument. There are several tools for assessing personality, including the widely used Revised NEO Personality Inventory [McCrae et al. 2005]. However, even a shorter version of this inventory has 60 items. Because the experiment time is limited we used a brief measure of personality, the Ten-Item Personality Inventory (TIPI) [Gosling et al. 2003]. TIPI qualifies as a validated tool for measuring the Big-Five in subjects and it reaches acceptable levels of convergence with more widely used measures of personality. A sample question format was as follows: "Which character looks MORE *open to new experiences & complex* and LESS *conventional & uncreative*". We used a three-point Likert scale and presented "Left", "Equal" and "Right" as the possible answers; thus the questions were not forced-choice. Both characters were viewed from the same angle and all the other rendering properties were the same. The corresponding Drives were randomly assigned to the left or the right figure. The motions for each question could be played as many times as desired. We displayed the "Submit" button for each question only after both animations ran to the end. In order to test consistency, we showed two different actions: pointing and picking up a pillow from the ground. These two actions were selected by the CMA from a list of several actions due to their expressivity. Supplementary video and Figure 7 (b) show the user interface of the perception experiment.



(a)



(b)



(c)

Fig. 7. User interfaces for (a) Drive parameter selection by the CMA, (b) personality-perception study for Drives, (c) personality-perception study for motion synchronization.

6.2 Participants

We recruited our participants from Amazon Mechanical Turk. We required participation qualifications as having an acceptance rate of $> 95\%$, with an experience on more than 100 human intelligence tasks (HITs). Because we wanted to assess 48 Drive combinations for 2 actions and 5 personality dimensions, our study consisted of a total of 480 questions. In order to ensure participants' attention we kept each HIT as short as possible. Thus, we divided the study into 60 tasks, each one consisting of 8 personality questions and 2 objective quality check questions. The quality check questions displayed the two characters each performing a different action and asked which character was performing a specific action. Answers of the participants who failed to provide correct answers to both of the quality check questions were discarded. In the end, we achieved 30 answers per question, with 244 unique participants with mean age 30.36 ± 10.57 , 91F/153M, and 233 native/11 non-native English speakers. The HITs were presented in random order and the workers were free to participate in all the 60 HITs.

6.3 Analysis

For each personality factor and each motion type, we grouped responses based on which Effort dimension was tested and counted the number of non-neutral answers for each pole of that Effort. We performed two-tailed, paired Student's t-test on the number of responses for the two opposite Effort dimensions and noted the statistically significant effects at the 95% level ($p < 0.05$). (Table I shows the proportion of subjects that selected indulging Efforts out of the total number that made a non-neutral selection for each Effort combination (rows). Statistically significant ratios are highlighted in gray.) Although not all the Drive constellations suggest a statistically significant link between Effort and personality dimensions, combined results provide compelling associations.

Our null hypothesis was that the two groups were not different from each other. Figure 8 shows the box plot diagrams for the correlations between each personality-animation combination and each Effort factor. Because we performed a large number of t-tests we calculated the False Discovery Rate with Benjamini-Hochberg procedure and found the expected false positive rate to be less than 0.069. Considering the significant differences between the answers for both animations, we have derived the correlations in Table II.

Table II. Effort and OCEAN correlations achieved from the user study

Personality	Space	Weight	Time	Flow
Openness				
High	Indirect	-	-	Free
Low	Direct	-	-	Bound
Conscientiousness				
High	Direct	-	Sustained	Bound
Low	Indirect	-	Sudden	Free
Extroversion				
High	Indirect	-	Sudden	Free
Low	Direct	-	Sustained	Bound
Agreeableness				
High	-	Light	Sustained	-
Low	-	Strong	Sudden	-
Neuroticism				
High	Indirect	-	Sudden	Free
Low	Direct	-	Sustained	Bound

The experimental setting is prepared so that the results are interpreted as collinear. If a pole of an Effort dimension is correlated with a pole of a personality dimension, the other poles of Effort and personality are also correlated with each other. In the light of this

design choice, the interpretation of the relationship between each personality and the Effort dimensions are as follows:

Openness: Descriptive traits for openness include curiosity and creativity. Correlation of openness with Indirect Space and Free Flow conforms to our expectations as an open person tends to be aware of the surroundings, explore the world, and move without restraint.

Conscientiousness: Conscientiousness is described as being careful and organized. This is compatible with the factors Direct, Sustained and Bound as they involve being focused, careful, not in a hurry and controlled.

Extroversion: Extroversion is found to be associated with Indirect Space, Sudden Time and Free Flow. Extroverts are interested in their environments; they are not reserved. Thus, they are expected to be perceived as Indirect. On the other hand, reserved introverts refrain from interacting with their surroundings, which explains their Directness. Extroverts are described as energetic whereas introverts are lethargic, which explains Sudden Time for extroversion and Sustained Time for introversion. In fact, Time has the highest correlation with Extroversion among all personality factors. The unrestrained vs. restrained characteristics of Free vs. Bound Flow clarify the difference between the enthusiastic vs. shy traits of extroverts vs. introverts.

Agreeableness: Agreeableness is described as being sympathetic and warm, which explains why it is associated with Light Weight since Lightness implies delicacy and buoyancy. Strength, on the other hand, shows standing one's ground, being powerful. Disagreeableness denotes being critical, stubborn, quarrelsome and rude, which may require Strength to some extent. Participants' perception of Sudden motion as rude can be attributed to the sense of urgency and being in a hurry.

Neuroticism: Neuroticism suggests being anxious and unstable. It is correlated with Indirect, Sudden and Free motion. Indirect Space is about being multi-focus. The characters with Indirect motion tend to look around when performing a motion, which may have been associated with being anxious and unstable. Sudden movements have fast changes in timing, which tend to seem anxious. Sustained movement implies a sense of relaxation, implying stability which is characterized as being calm. The link between neuroticism and Free motion where the movement is uncontrolled can be explained due to being unable to control oneself when anxious.

7. PERSONALITY-DRIVEN MOTION SYNTHESIS

Our system takes as input an animation sequence and the five personality factors as numerical values between -1 and 1. It then makes modifications to the animation in order to reflect the given personalities through movement styles.

7.1 Mapping Personality to Motion Parameters

In order to convey a particular personality with motion, we first determine the Effort factors that correspond to the personality traits and then we map these Effort factors to low-level motion features.

Step 1: OCEAN-to-Effort Mapping. We utilize the results of the user study to determine the impact of each Effort factor on a specific personality dimension. Figure 9 depicts the number of participants who selected indulging Efforts ($answersE^{-P}$) and the number of subjects who selected condensing Efforts ($answersE^{+P}$) for each OCEAN trait. The table is computed by pooling the answers for both motions (2 animations * 12 questions per animation) considering the significant bias in the nonneutral responses. The proportions of an-

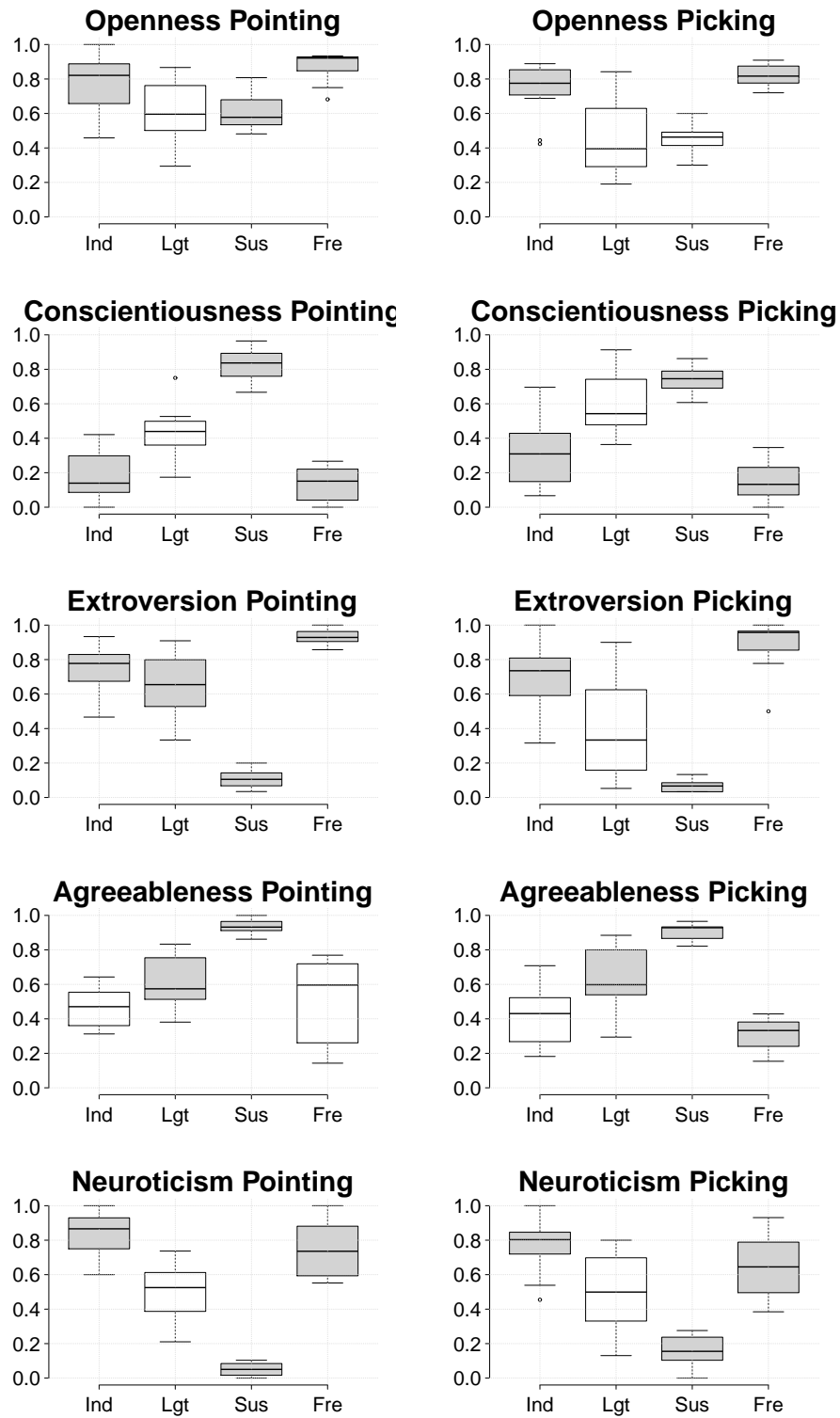


Fig. 8. Box plot diagrams for indulging Effort selection ratios and OCEAN factors with pointing and picking animations. Gray boxes show statistically significant differences ($p < 0.05$), white ones are not significant.

Table I. Proportions of subjects who selected indulging Efforts out of the total who made a non-neutral selection, for each personality factor and animation of motion comparison

Effort	Character 1				Character 2				Openness		Conscientious.		Extroversion		Agreeableness		Neuroticism	
	S	W	T	F	S	W	T	F	Point	Pick	Point	Pick	Point	Pick	Point	Pick	Point	Pick
Space	Ind	Lgt	Sus		Dir	Lgt	Sus		0.846	0.778	0.154	0.130	0.889	0.583	0.520	0.417	0.786	0.783
Space	Ind	Lgt	Sud		Dir	Lgt	Sud		0.909	0.750	0.059	0.167	0.706	0.706	0.417	0.250	1.000	0.733
Space	Ind	Str	Sus		Dir	Str	Sus		0.679	0.727	0.333	0.318	0.826	0.783	0.522	0.708	0.885	0.826
Space	Ind	Str	Sud		Dir	Str	Sud		0.842	0.688	0.200	0.067	0.682	0.600	0.333	0.235	0.789	0.846
Space	Ind	Lgt		Fre	Dir	Lgt		Fre	0.708	0.773	0.125	0.429	0.778	0.800	0.368	0.286	0.857	0.762
Space	Ind	Lgt		Bnd	Dir	Lgt		Bnd	0.867	0.889	0.067	0.190	0.833	0.706	0.579	0.353	1.000	0.824
Space	Ind	Str		Fre	Dir	Str		Fre	0.636	0.800	0.263	0.389	0.467	0.765	0.353	0.591	0.714	0.706
Space	Ind	Str		Bnd	Dir	Str		Bnd	0.800	0.850	0.105	0.300	0.778	1.000	0.579	0.500	0.905	0.889
Space	Ind		Sus	Fre	Dir		Sus	Fre	0.458	0.423	0.353	0.696	0.500	0.316	0.421	0.545	0.714	0.455
Space	Ind		Sus	Bnd	Dir		Sus	Bnd	0.950	0.867	0.125	0.071	0.667	0.818	0.529	0.444	0.955	0.846
Space	Ind		Sud	Fre	Dir		Sud	Fre	0.556	0.444	0.421	0.643	0.786	0.385	0.643	0.467	0.600	0.538
Space	Ind		Sud	Bnd	Dir		Sud	Bnd	1.000	0.857	0.000	0.429	0.933	0.833	0.313	0.182	0.875	1.000
Weight	Ind	Lgt	Sus		Ind	Str	Sus		0.320	0.238	0.364	0.478	0.524	0.238	0.708	0.545	0.318	0.476
Weight	Ind	Lgt	Sud		Ind	Str	Sud		0.294	0.292	0.750	0.913	0.333	0.167	0.800	0.885	0.211	0.130
Weight	Dir	Lgt	Sus		Dir	Str	Sus		0.842	0.400	0.450	0.556	0.833	0.500	0.700	0.810	0.353	0.444
Weight	Dir	Lgt	Sud		Dir	Str	Sud		0.867	0.190	0.357	0.870	0.765	0.150	0.583	0.750	0.625	0.143
Weight	Ind	Lgt		Fre	Ind	Str		Fre	0.762	0.680	0.174	0.500	0.909	0.750	0.455	0.560	0.600	0.800
Weight	Ind	Lgt		Bnd	Ind	Str		Bnd	0.526	0.391	0.429	0.478	0.667	0.227	0.381	0.625	0.667	0.731
Weight	Dir	Lgt		Fre	Dir	Str		Fre	0.762	0.842	0.368	0.684	0.909	0.813	0.833	0.571	0.421	0.450
Weight	Dir	Lgt		Bnd	Dir	Str		Bnd	0.476	0.320	0.526	0.364	0.533	0.053	0.826	0.800	0.458	0.522
Weight		Lgt	Sus	Fre		Str	Sus	Fre	0.650	0.571	0.450	0.800	0.643	0.429	0.550	0.533	0.500	0.217
Weight		Lgt	Sus	Bnd		Str	Sus	Bnd	0.542	0.292	0.526	0.591	0.526	0.118	0.565	0.800	0.565	0.696
Weight		Lgt	Sud	Fre		Str	Sud	Fre	0.526	0.800	0.235	0.381	0.733	0.900	0.526	0.294	0.737	0.700
Weight		Lgt	Sud	Bnd		Str	Sud	Bnd	0.688	0.579	0.471	0.529	0.529	0.462	0.500	0.294	0.550	0.684
Time	Ind	Lgt	Sus		Ind	Lgt	Sud		0.808	0.571	0.750	0.607	0.179	0.067	0.964	0.893	0.100	0.138
Time	Ind	Str	Sus		Ind	Str	Sud		0.692	0.464	0.897	0.786	0.067	0.033	0.862	0.933	0.034	0.103
Time	Dir	Lgt	Sus		Dir	Lgt	Sud		0.556	0.346	0.667	0.667	0.103	0.033	0.931	0.867	0.067	0.233
Time	Dir	Str	Sus		Dir	Str	Sud		0.481	0.300	0.750	0.724	0.034	0.067	0.931	0.857	0.103	0.241
Time	Ind		Sus	Fre	Ind		Sud	Fre	0.700	0.483	0.964	0.793	0.107	0.100	0.862	0.933	0.000	0.069
Time	Ind		Sus	Bnd	Ind		Sud	Bnd	0.667	0.462	0.889	0.769	0.143	0.103	1.000	0.929	0.069	0.241
Time	Dir		Sus	Fre	Dir		Sud	Fre	0.633	0.464	0.933	0.862	0.200	0.133	0.933	0.966	0.033	0.103
Time	Dir		Sus	Bnd	Dir		Sud	Bnd	0.556	0.429	0.800	0.741	0.107	0.071	0.966	0.929	0.000	0.107
Time		Lgt	Sus	Fre		Lgt	Sud	Fre	0.600	0.500	0.889	0.852	0.069	0.069	0.931	0.867	0.000	0.000
Time		Lgt	Sus	Bnd		Lgt	Sud	Bnd	0.536	0.600	0.840	0.750	0.143	0.067	0.893	0.933	0.033	0.172
Time		Str	Sus	Fre		Str	Sud	Fre	0.533	0.433	0.833	0.714	0.065	0.033	0.933	0.966	0.067	0.200
Time		Str	Sus	Bnd		Str	Sud	Bnd	0.483	0.400	0.769	0.667	0.097	0.033	0.967	0.821	0.100	0.276
Flow	Ind	Lgt	Sus	Fre	Ind	Lgt	Sud	Bnd	0.880	0.833	0.154	0.346	0.926	0.893	0.500	0.250	0.808	0.680
Flow	Ind	Str	Sus	Fre	Ind	Str	Sud	Bnd	0.917	0.760	0.190	0.154	0.913	0.500	0.600	0.407	0.720	0.636
Flow	Dir	Lgt	Sus	Fre	Dir	Lgt	Sud	Bnd	0.931	0.897	0.267	0.231	0.931	0.966	0.593	0.393	0.615	0.586
Flow	Dir	Str	Sus	Fre	Dir	Str	Sud	Bnd	0.929	0.857	0.214	0.111	0.857	0.778	0.724	0.429	0.741	0.583
Flow	Ind		Sus	Fre	Ind		Sud	Bnd	0.926	0.759	0.231	0.207	1.000	0.870	0.615	0.308	0.571	0.407
Flow	Ind		Sud	Fre	Ind		Sud	Bnd	0.682	0.909	0.000	0.111	1.000	0.958	0.174	0.231	0.870	0.870
Flow	Dir		Sus	Fre	Dir		Sud	Bnd	0.933	0.800	0.071	0.231	0.963	1.000	0.769	0.357	0.552	0.385
Flow	Dir		Sud	Fre	Dir		Sud	Bnd	0.889	0.852	0.042	0.000	0.963	1.000	0.143	0.154	0.893	0.792
Flow		Lgt	Sus	Fre		Lgt	Sud	Bnd	0.929	0.893	0.227	0.241	0.917	0.957	0.714	0.357	0.731	0.393
Flow		Lgt	Sus	Fre		Lgt	Sud	Bnd	0.750	0.720	0.000	0.000	0.897	0.963	0.167	0.217	1.000	0.786
Flow		Str	Sus	Fre		Str	Sud	Bnd	0.815	0.800	0.148	0.074	0.958	0.840	0.741	0.370	0.571	0.654
Flow		Str	Sud	Fre		Str	Sud	Bnd	0.929	0.793	0.040	0.069	0.897	0.964	0.348	0.308	0.962	0.931

Dark gray cells highlight statistically significant ratios ($p < 0.05$) that favor indulging Efforts and light gray cells highlight the statistically significant ratios ($p < 0.05$) that favor condensing Efforts.

swers for each personality $P \in (O, C, E, A, N)$ and Effort $E \in (Space, Weight, Time, Flow)$ are computed as:

$$r_E^P = \frac{\sum_{i=1}^{24} \sum_{\forall j} answers E^{-P}(i, j)}{\sum_{i=1}^{24} \sum_{\forall j} answers E^{-P}(i, j) + answers E^{+P}(i, j)} \quad (8)$$

The ratios are summarized in Table III.

Table III. Proportions of subjects who selected indulging and condensing Efforts out of the total who made a non-neutral selection calculated for each OCEAN factor.

Effort	O	C	E	A	N
Space	0.739	0.256	0.717	0.452	0.803
Weight	0.523	0.511	0.516	0.631	0.503
Time	0.528	0.788	0.088	0.920	0.104
Flow	0.851	0.143	0.914	0.419	0.696

Dark gray cells highlight statistically significant ratios ($p < 0.05$) for indulging Efforts and light gray cells highlight the statistically significant ratios ($p < 0.05$) for condensing Efforts.

Using these ratios, we derive a normalized Personality-Effort matrix NPE that represents the correlations between indulging Efforts and personality dimensions. First, statistically insignificant correlations are assigned 0, significant values bigger than 0.5 are negated, and significant values less than 0.5 are subtracted from 1. Then, each row is normalized to the range $[-1, 1]$ in order to determine the effect of an Effort on each personality.

$$NPE = \begin{bmatrix} -0.921 & 0.928 & -0.894 & 0 & -1 \\ 0 & 0 & 0 & -1 & 0 \\ 0 & -0.857 & 0.99 & -1 & 0.97 \\ -0.931 & 0.938 & -1 & 0 & -0.762 \end{bmatrix} \quad (9)$$

Given a personality \mathbf{P} , the corresponding Effort values \mathbf{E} are then computed as follows:

$$E_i^+ = \max(NPE(i, j) \cdot \mathbf{P}(j)) | NPE(i, j) \cdot \mathbf{P}(j) > 0 \quad (10)$$

$$E_i^- = \min(NPE(i, j) \cdot \mathbf{P}(j)) | NPE(i, j) \cdot \mathbf{P}(j) < 0 \quad (11)$$

$$E_i = E_i^+ + E_i^-, \forall i \in (1, 4) \forall j \in (1, 5) \quad (12)$$

The impact of each Effort on personality and their combination are thus based on the user study results. For instance, consider an

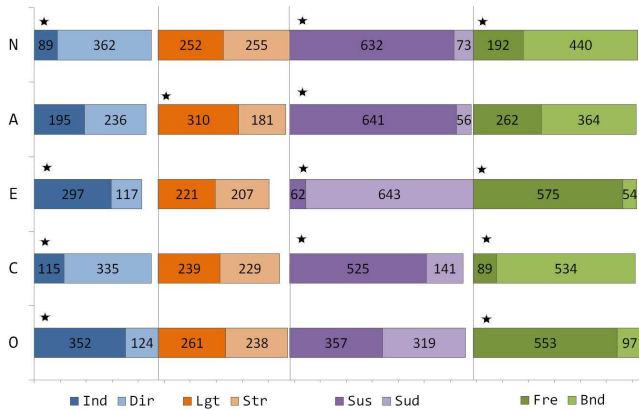


Fig. 9. Total number of responders who selected indulging and condensing Effort elements for each OCEAN dimension. There were 24 comparison questions (12 questions x 2 animations). At least 30 participants answered each question. Statistically significant results ($p < 0.05$) are marked with *.

equally extrovert and agreeable person with all the other personality factors being neutral. Space will be Indirect with an impact of -0.894 , Weight will be Strong with an impact of -1 and Flow will be Free with an impact of -1 . The effect of Time is 0.99 on extroversion and -1 on agreeableness. The resulting Time will then be -0.01 , which is practically neutral.

Step 2: Effort-to-Motion Parameter Mapping. Through the expert study, we already have the motion parameter sets for each Drive as combinations of three extreme Effort values. In order to compute the equations to derive the motion parameters given any combination of Effort values between -1 and 1 , we perform multivariate linear regression using this data. (Table IV displays the coefficients of the regression equations.)

At this step, we can define certain constraints such as fixing the head direction, ensuring that an end-effector reaches a target position or keeps its rotation or adjusting the animation speed according to the scenario. Such constraints can be specified during the mapping process and easily integrated via the inverse kinematics solver.

7.2 User Study to Validate Personality-Driven Expressive Motion Synthesis

Experimental Design. In order to establish that synthesis of motions with personality can be generalized across different actions and human models we performed another perceptual study. We synthesized different motions using our personality-LMA-motion parameter mapping. The question format and visual setting of this study was exactly the same as the previous study (Figure 7 (c)). We asked the participants to compare the personalities of two characters performing the same action using TIPI traits and a three-point Likert scale and presented “Left”, “Equal” and “Right” as the possible answers. One task consisted of five questions each asking one OCEAN factor. For each task, we synthesized one character as neurotic, disagreeable, introverted, unconscientious and not open to experience and a second character as emotionally stable, agreeable, extroverted, conscientious and open to experience. We performed the synthesis for three models and three actions, so there were nine different tasks. One action (pointing) and one character (wooden mannequin) were kept the same for consistency checking. Two new actions (throwing and walking), and two new characters (realistic-looking male and female human models) were introduced.

Participants. We performed the validation of personality mappings using Amazon Mechanical Turk. Qualification requirements were the same as the previous study. We recruited 55 unique participants with mean age 31.33 ± 10.94 , 17F/38M, and 46 native/9 non-native English speakers. We ensured that each question was answered by 30 different people.

Analysis. Assuming the null hypothesis to be that the number of responses for both poles of personality factors are equal, we counted the number of responses in each group for exact personality, opposite personality and neutral answers. Figure 10 shows the diagrams depicting the ratios of desired answers (exact personality) to all the answers in each category. We both performed a t-test assuming the answers were normally distributed, and a binomial test ignoring the neutral answers. The two-tailed p values of both of these tests for all the categories were less than 0.001 . The results were highly consistent with our mappings. Ratios of expected answers for each personality can be sorted from highest to lowest as: extroversion with 93.4% , neuroticism with 90.8% , conscientiousness with 89.4% , openness with 74.5% and agreeableness with 74.2% . When the responses are sorted according to the actions, ratios were 88.9% for walking, 83.5% for pointing and 81.1% for throwing. For the characters, the female model has the highest ratio with 84.9% , followed by the wooden mannequin with 84.6% and the male model with 83.9% . Note that under the null hypothesis these values would be 33.3% assuming all the three answers were randomly selected. We also calculated the Pearson correlation (r) between our expected answers and participant’s answers for each question and found it to be 0.98 with $p < 0.001$.

The ratios are close in each category. However, some personality factors such as extroversion and neuroticism have higher recognition rates whereas openness and agreeableness have lower values. These results suggest that characteristics of certain personality traits are more difficult to recognize than others by solely looking at an action without context information. Also, the results of action types show us that people’s walking styles give more information about their personalities than more physically-challenging actions such as throwing.

8. CONCLUSIONS

This study formulates a link between motion parameters and the personality of a virtual character by referring to Laban Movement Analysis for a systematic representation of movement qualities. We have quantified the Laban parameters with the help of movement experts and developed a computational system to represent expressive motion. We have formulated a mathematical mapping between personality, Effort and low-level motion parameters using the results of a perceptual study performed through crowdsourcing. Results of the perception experiments are compelling as they show that people with diverse backgrounds agree on similar aspects of personality-driven movement and the mappings can be generalized across different motion sequences and different human models.

We provide a comprehensive set of motion parameters. Yet, it is possible to extend this set or adopt a completely different selection and still implement motion styles conforming to LMA rules. Such an extension is achievable thanks to the formal structure of LMA, which is the main reason we utilize it in our work. Our goal was to generate a clear manifestation of LMA qualities and then to show their relationship with personality. As long as the motion conveys the desired LMA qualities, employing different animation techniques, parameters, or experts does not matter. The final product is the representation of Effort and Shape qualities, which are precise concepts.

Table IV. Coefficients of motion parameters related to Effort derived by multivariate linear regression

Parameter	Description	Intercept	Space	Weight	Time	Flow
s	Animation speed	0.558	-0.000	0.001	0.470	0.001
v_A	Anticipation velocity	0.223	-0.011	0.297	0.000	-0.029
v_O	Overshoot velocity	0.344	-0.042	-0.042	0.000	-0.458
t_A	Anticipation time	0.031	-0.002	0.041	0.008	-0.002
t_O	Overshoot time	0.930	0.015	0.018	-0.015	0.092
t_{Inf}	Inflection time	0.525	-0.007	-0.001	0.007	-0.013
t_{Exp}	Time exponent that magnifies acceleration or deceleration	1.043	0.015	0.008	0.072	0.060
T	Tension	-0.024	0.009	-0.020	-0.032	0.012
C	Continuity	0.024	0.012	0.016	0.017	-0.030
w_B	Wrist bend	0.191	-0.008	-0.238	0.000	-0.025
w_X	Initial wrist extension	0.128	-0.003	-0.243	0.032	-0.054
W_t	Wrist twist	0.160	-0.010	-0.053	0.010	-0.196
w_F	Wrist frequency	0.848	-0.040	-0.760	-0.150	-0.381
E_t	Elbow twist	0.281	-0.009	0.039	-0.005	-0.313
e_D	Elbow displacement	0.164	-0.016	-0.017	0.035	-0.161
e_F	Elbow frequency	0.735	0.015	0.041	0.020	-0.809
t_R	Torso rotation magnitude	0.290	-0.043	0.040	0.010	-0.331
t_F	Torso rotation frequency	1.283	-0.179	0.223	0.067	-1.410
h_R	Head rotation magnitude	1.210	-0.804	0.008	0.004	-0.178
h_F	Head rotation frequency	1.078	-1.225	0.104	-0.017	0.184
$breath_R$	Torso squash magnitude for breathing	0.641	0.015	-0.123	-0.010	-0.063
$breath_F$	Torso squash frequency for breathing	0.687	-0.031	0.263	-0.156	-0.188
$t_{shape_{inf}}$	Shape inflection time	0.404	0.051	-0.229	-0.010	0.057
$encSpr_0$	Enclosing/Spreading coefficient at t_0	0.088	-0.004	0.151	0.007	-0.208
$sinRis_0$	Sinking/Rising coefficient at t_0	0.000	0.000	0.000	0.000	0.000
$retAdv_0$	Retreating/Advancing coefficient at t_0	0.041	0.020	-0.032	0.008	0.006
$encSpr_1$	Enclosing/Spreading coefficient at t_{shapeT}	0.195	-0.003	0.164	0.001	-0.365
$sinRis_1$	Sinking/Rising coefficient at t_{shapeT}	-0.027	-0.035	-0.965	-0.035	0.000
$retAdv_1$	Retreating/Advancing coefficient at t_{shapeT}	0.015	0.059	-0.016	-0.031	-0.015
$encSpr_2$	Enclosing/Spreading coefficient at t_1	0.195	-0.003	0.164	0.001	-0.365
$sinRis_2$	Sinking/Rising coefficient at t_2	0.136	-0.056	-0.819	0.014	-0.125
$retAdv_2$	Retreating/Advancing coefficient at t_1	0.015	0.059	-0.016	-0.031	-0.015
arm_{LX}	Left arm Shape in horizontal dimension	0.167	0.060	0.027	-0.030	-0.172
arm_{LY}	Left arm Shape in vertical dimension	0.000	0.000	0.000	0.000	0.000
arm_{LZ}	Left arm Shape in sagittal dimension	-0.135	-0.040	-0.008	0.025	0.180
arm_{RX}	Right arm Shape in horizontal dimension	0.153	0.047	0.017	0.015	-0.149
arm_{RY}	Right arm Shape in vertical dimension	0.000	0.000	0.000	0.000	0.000
arm_{RZ}	Right arm Shape in sagittal dimension	0.000	0.000	0.000	0.000	0.000
$extraGoal$	Whether to define extra goal points	0.781	0.042	0.000	-0.292	-0.042

In addition to defining a novel relationship between personality and Laban components, we examine the impact of this relationship on its application in computer graphics by presenting a high-level authoring tool for animators. Procedurally expressing personality through motion has the potential to facilitate the authoring of believable and diverse autonomous virtual characters by providing controllability. Our system has the capability of producing stylized motion from animations that can be represented by Effort qualities just by inputting numerical values of personality traits.

9. FUTURE WORK

Some limitations we encountered during our research were mostly due to the large parameter space. For example, it would be interesting to ask the two poles of each personality dimension separately. Thus, a non-linear relationship between personality and Effort could be defined. In our study, this would mean doubling the number of questions, which was already very large. We would like to examine such a relationship in the future.

Another limitation of our system is that the motion representation relies solely on kinematic parameters. Some Effort elements such as Free Flow and Strong Weight can be more accurately embodied by using physically-based models. We are interested in exploring the dynamics of motion such as incorporating a muscle ten-

sion model as future work. In addition, we plan to capture the motion of several professional actors expressing different personalities and extract the common motion parameters salient to each personality factor computationally. We will then compare them with our current findings.

Currently, our system focuses on varying how a behavior is executed rather than coordinating high-level behaviors. As a future work, we plan to extend our system with higher-level control structures such as implementing the temporal coordination of motions in multi-character scenarios. Furthermore, automatically adapting behavior based on context is another interesting research direction. LMA will still provide a suitable language for this adaptation (e.g. more Bound at a job interview and more Free at a party).

REFERENCES

- Laban Effort Bank, "http://www.lmaeffortbank.com/effort.html". (????). <http://www.lmaeffortbank.com/effort.html> Accessed: 2015-01-19.
- LMA Glossary, "http://movementhasmeaning.com/glossary/". (????). <http://movementhasmeaning.com/glossary/> Accessed: 2015-01-19.
- Barbara Adrian. 2002. *An introduction to LMA for actors: a historical, theoretical, and practical perspective*. Allworth Press; NY. 73–84 pages.

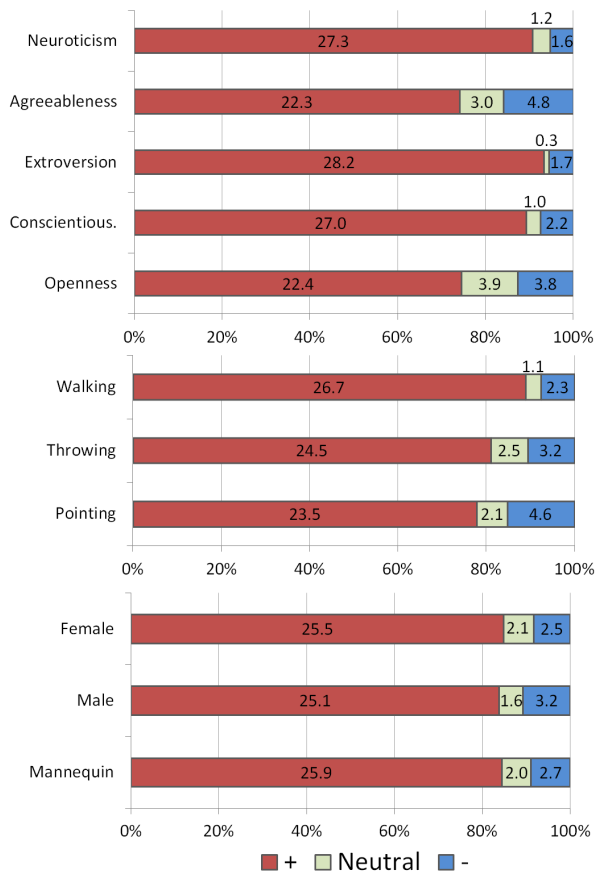


Fig. 10. Accuracy of participants' perception of the virtual characters' personalities ($p < 0.001$). About 30 responders compared each animation pair. Diagrams show the average number of participants that selected the desired response (+ personality), opposite response (- personality) and remained neutral. Responses are grouped by personality type (top), animation (middle) and virtual characters (bottom).

Jan Allbeck and Norman Badler. 2002. Toward Representing Agent Behaviors Modified by Personality and Emotion. In *Workshop on Embodied Conversational Agents*.

Kenji Amaya, Armin Bruderlin, and Tom Calvert. 1996. Emotion from Motion. In *Conference on Graphics Interface '96*. 222–229.

I. Barteneff and D. Lewis. 1980. *Body Movement: Coping with the environment*. Gordon and Breach, New York.

Durell Bouchard and Norman I. Badler. 2007. Semantic Segmentation of Motion Capture Using Laban Movement Analysis. In *Intelligent Virtual Agents (IVA'07)*.

Matthew Brand and Aaron Hertzmann. 2000. Style Machines. In *ACM SIGGRAPH'00. ACM SIGGRAPH'00 (2000)*, 183–192.

Shih Pin Chao, Shi Nine Yang, and Tsang Gang Lin. 2006. An LMA-Effort simulator with dynamics parameters for motion capture animation. *Computer Animations and Virtual Worlds* 17, 3-4 (2006), 167–177.

D. Chi, M. Costa, L. Zhao, and N. I. Badler. 2000. The emote model for effort and shape. *ACM Computer Graphics (Proceedings of SIGGRAPH'00) (2000)*, 173–182.

L. Chittaro and M. Serra. 2004. Behavioral programming of autonomous characters based on probabilistic automata and personality. *Journal of Visualization and Computer Animation* 15, 3-4 (2004), 319–326.

Mark Coulson. 2004. Attributing Emotion to Static Body Postures: Recognition Accuracy, Confusions, and Viewpoint Dependence. *Journal of Nonverbal Behavior* 26, 2 (2004), 117–139.

Elizabeth Crane and Melissa Gross. 2007. Motion Capture and Emotion: Affect Detection in Whole Body Movement, Affective Computing and Intelligent Interaction. *Lecture Notes in Computer Science 4738 (2007)*, 95–101.

Funda Durupinar, Jan Allbeck, Nuria Pelechano, Ugur Gudukbay, and Norman Badler. 2011. How the Ocean Personality Model Affects the Perception of Crowds. *IEEE Computer Graphics and Applications* 31, 3 (2011), 22–31.

Arjan Egges, Sumedha Kshirsagar, and Nadia Magnenat-Thalmann. 2003. A Model for Personality and Emotion Simulation. *Lecture Notes in Artificial Intelligence 2773 (2003)*, 453–461.

Paul Ekman, Wallace V. Friesen, Maureen O'Sullivan, and Klaus Scherer. 1980. Relative importance of face, body, and speech in judgments of personality and affect. *Journal of Personality and Social Psychology* 38, 2 (1980), 270–277.

Lewis R. Goldberg. 1990. An Alternative "Description of Personality": The Big-Five Factor Structure. *Journal of Personality and Social Psychology* 59 (1990), 1216–1229.

S. D. Gosling, P. J. Rentfrow, and W. B. Swann. 2003. A very brief measure of the big-five personality domains. *Journal of Research in Personality* 37, 6 (2003), 504–528.

Stephen J. Guy, Sujeong Kim, Ming C. Lin, and Dinesh Manocha. 2011. Simulating heterogeneous crowd behaviors using personality trait theory. In *ACM SIGGRAPH/Eurographics Symposium on Computer Animation (SCA'11)*.

B. Hartmann, M. Mancini, and C. Pelachaud. 2006. Implementing Expressive Gesture Synthesis for Embodied Conversational Agents. *Lecture Notes in Artificial Intelligence 3881 (2006)*, 188–199.

Eugene Hsu, Kari Pulli, and Jovan Popović. 2005. Style Translation for Human Motion. *ACM Transactions on Graphics (TOG)* 24 (2005), 1082–1089.

M. Kapadia, I. Chiang, T. Thomas, N. Badler, and J. Kider. 2013. Efficient motion retrieval in large motion databases. In *ACM SIGGRAPH Symposium on Interactive 3D Graphics and Games*.

Michael Kipp, Michael Neff, Kerstin H. Kipp, and Irene Albrecht. 2007. Towards Natural Gesture Synthesis: Evaluating Gesture Units in a Data-Driven Approach to Gesture Synthesis. In *Intelligent Virtual Agents (IVA'07) (IVA '07)*. Springer-Verlag, Berlin, Heidelberg, 15–28.

M. Knapp and J Hall. 1978. *Nonverbal communication in human interaction*. Holt, Rinehart and Winston, New York.

Yuichi Kobayashi and Jun Ohya. 2006. EM-in-M: Analyze and Synthesize Emotion in Motion. In *Advances in Machine Vision, Image Processing, and Pattern Analysis (LNCS)*, Nanning Zheng, Xiaoyi Jiang, and Xuguang Lan (Eds.), Vol. 4153. 135–143.

Doris H. U. Kochanek and Richard H. Bartels. 1984. Interpolating splines with local tension, continuity, and bias control. In *ACM SIGGRAPH'84. ACM SIGGRAPH'84* 18, 3 (1984), 33–41.

Sergey Levine, Philipp Krähenbühl, Sebastian Thrun, and Vladlen Koltun. 2010. Gesture controllers. *ACM Transactions on Graphics (TOG)* 29, 4 (2010), 124.

Jacqlyn A. Levy and Marshall P. Duke. 2003. The use of laban movement analysis in the study of personality, emotional state and movement style: An exploratory investigation of the veridicality of "body language". *Individual Differences Research* 1, 1 (2003), 39 – 63.

C. K. Liu, A. Hertzmann, and Z. Popović. 2005. Learning physics-based motion style with nonlinear inverse optimization. In *ACM SIGGRAPH'05. ACM SIGGRAPH'04* 24, 3 (2005), 1071–1081.

- M. Mancini and Castellano. 2007. Real-Time Analysis and Synthesis of Emotional Gesture Expressivity. In *Affective Computing and Intelligent Interaction*.
- R. R. McCrae, P.T. Costa, and T.A. Martin. 2005. The NEO-PI-3: A more readable revised NEO personality inventory. *Journal of Personality Assessment* 84, 3 (2005), 261–270.
- Rachel McDonnell, Sophie Jörg, Joanna McHugh, Fiona Newell, and Carol O’Sullivan. 2008. Evaluating the Emotional Content of Human Motions on Real and Virtual Characters. In *Applied Perception in Graphics and Visualization (APGV)*. 67–74.
- Michael Neff and Eugene Fiume. 2005. AER: Aesthetic Exploration and Refinement for Expressive Character Animation. In *Eurographics/ACM SIGGRAPH Symposium on Computer Animation (SCA’05)*.
- Michael Neff, Nicholas Toothman, Robeson Bowmani, Jean E. Fox Tree, and Marilyn Walker. 2011. Don’t Scratch! Self-adaptors Reflect Emotional Stability. In *Intelligent Virtual Agents (IVA’11)*. Springer LNAI.
- Michael Neff, Yingying Wang, Rob Abbott, and Marilyn Walker. 2010. Evaluating the Effect of Gesture and Language on Personality Perception in Conversational Agents. In *Intelligent Virtual Agents (IVA’10)*. LNCS.
- Aline Normoyle, Fannie Liu, Mubbassir Kapadia, Norman I. Badler, and Sophie Joerg. 2013. The Effect of Posture and Dynamics on the Perception of Emotion. In *ACM Symposium on Applied Perception (SAP’13)*.
- Marion North. 1972. *Personality Assessment Through Movement*. Macdonald and Evans.
- RootMotion. 2015. Final IK, “<http://www.root-motion.com>”. (2015). <http://www.root-motion.com/> Accessed: 2015-01-19.
- A. Samadani, S. Burton, R. Gorbet, and D. Kulić. 2013. Laban effort and shape analysis of affective hand and arm movements. In *Affective Computing and Intelligent Interaction (ACII)*. 343–348.
- Ari Shapiro, Yong Cao, and Petros Faloutsos. 2006. Style Components. In *Graphics Interface’06*. 33–39.
- S. Steketee and N. Badler. 1985. Parametric keyframe interpolation incorporating kinetic adjustment and phasing control, In ACM SIGGRAPH’85. *ACM SIGGRAPH* 19 (1985), 225–262.
- Lorenzo Torresani, Peggy Hackney, and Chris Bregler. 2007. Learning Motion Style Synthesis from Perceptual Observations. In *Neural Information Processing Systems (NIPS)*.
- Munetoshi Unuma, Ken Anjyo, and Ryozi Takeuchi. 1995. Fourier Principles for Emotion-based Human Figure Animation. In *ACM SIGGRAPH’95*. 91–96.
- V. Vinayagamoorthy, M. Gillies, A. Steed, E. Tanguy, X. Pan, C. Loscos, and M. Slater. 2006. Building expression into virtual characters. In *Eurographics Conference State of the Art Reports*.
- L. Zhao, M. Costa, and N. I Badler. 2000. Interpreting Movement Manner. In *Computer Animation Conference, IEEE Computer Society*.

Appendix: Laban Movement Analysis

Laban Movement Analysis is a technique created by Rudolf Laban to formally describe human movement. It is used in a broad range of fields such as dance, physical therapy, drama, psychology and anthropology. LMA comprises four categories: Body, Effort, Shape and Space. Body defines the structural aspects of the human body during motion. Effort is the dynamic component, which is used to describe the characteristics of movement based on humans’ inner attitudes. Shape determines the way these attitudes are expressed through body, and it is manifested in postures. Finally, Space describes how a person connects to their environment; locale directions and paths of a movement, and it is partly related to steering. In our study, we keep Body and Space fixed and we focus on Shape and Effort components.

Effort

Effort is described through four motion factors, where each factor is a continuum between bipolar Effort elements: indulging and condensing. The Effort elements are Space (Indirect vs. Direct), Weight (Light vs. Strong), Time (Sustained vs. Sudden)

and Flow (Free vs. Bound). Each Effort element is characterized by certain trait-descriptive adjectives as [Allbeck and Badler 2002]:

- Indirect: Flexible, meandering, multi-focus
- Direct: Single-focus, channeled, undeviating
- Light: Buoyant, delicate
- Strong: Powerful, having an impact
- Sustained: Lingered, leisurely, indulging in time
- Sudden: Hurried, urgent
- Free: Uncontrolled, abandoned, unlimited
- Bound: Careful, controlled, restrained

Human beings exhibit a variety of Effort combinations. Single Effort elements and combinations of all four Efforts are highly unlikely and they appear only in extreme cases. In our daily lives, we tend to use Effort in combinations of 2 (States) or 3 (Drives). States are more ordinary and common in everyday usage whereas Drives are reserved for extraordinary moments in life. We have more intense feelings in these distinctive moments, therefore, they convey more information about our personality.

Drives

Drives are combinations of equal parts of three Effort factors. There are four types of Drives:

- Action Drive: Weight + Space + Time. Action Drive is task oriented. Because there is no Flow, it is not concerned with emotions [Eff]. Actors are mostly exposed to Action Drives because these promote the physical manifestation of their actions and objectives [Adrian 2002]. Each combination of Action Drives is provided with a unique name:
 - Punch Action Drive: Strong + Direct + Sudden
 - Dab Action Drive: Light + Direct + Sudden
 - Slash Action Drive: Strong + Indirect + Sudden
 - Flick Action Drive: Light + Indirect + Sudden
 - Press Action Drive: Strong + Direct + Sustained
 - Glide Action Drive: Light + Direct + Sustained
 - Wring Action Drive: Strong + Indirect + Sustained
 - Float Action Drive: Light + Indirect + Sustained
- Passion Drive: Weight + Time + Flow. Passion Drive is about being present in the emotional moment. It deals with awareness of senses, feelings and timing. It is not concerned about external factors and the environment. E.g. A passionate kiss, screaming, being in pain, deep emotional distress/ joy.
- Vision Drive: Time + Space + Flow. Vision Drive is about planning, organizing and attention. Because it has no Weight, it is very external-oriented. E.g. Giving a presentation, parenting.
- Spell Drive: Weight + Space + Flow. Spell drive deals with the self in relationship to the environment. Because it is not concerned with Time, it does not have a planning or pacing aspect. E.g. A long and epic journey, flying, being stuck in traffic and feeling like it will never end.

Shape

Shape is the link between Effort and Space. It is both about form and the progression of form. Shape Qualities are described in three directions: horizontal (Enclosing vs. Spreading), vertical (Rising vs. Sinking) and sagittal (Retreating vs. Advancing). The definitions of Shape qualities are given as [Lab]:

- Enclosing: The Shape quality that describes a change toward sideways direction that involves narrowing of the body.
- Spreading: The Shape quality that describes a change toward sideways direction that involves widening of the body.
- Rising: The Shape quality that describes a change toward upwards direction.
- Sinking: The Shape quality that describes a change toward downwards direction.
- Retreating: The Shape quality that describes a change toward backwards direction.
- Advancing: The Shape quality that describes a change toward forwards direction.